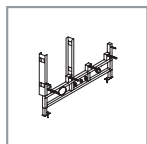
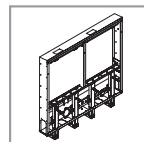


G-FULL 120



YXGZ01
STAFFA SPECIALE
REVERSIBILE INCASSO PER
PARETI IN MURATURA
SPECIAL REVERSIBLE BUILT
IN BRACKET BRICK WALL




YXSN01
STAFFA SPECIALE DX / SX
PER PARETI IN
CARTONGESSO
SPECIAL RIGHT / LEFT
BRACKET FOR PLASTERBOARD
WALL



**VERSIONE MONOFORO O
SENZA FORO**

ONE-HOLE OR
HOLE-LESS VERSION



Y1FF01 ✓
SEDILE FRENATO A
SGANCIO RAPIDO
SOFT CLOSE - TAKE
OFF SEAT COVER



4,5 lt
HATRIA
VASO SCARICO
UTILE 4,5 LT
WC, EFFECTIVE
FLUSH 4.5 LT

**EASY
INSTALL**

**INSTALLAZIONE FACILE
CASSETTO**

EASY CISTERN
INSTALLATION



**VERSIONE VASO DX/SX RH/
LH TOILET PAN VERSION**

**DX
SX**
UNIVERSAL

YXH901
CASSETTO CONTENITORE 120
DX/SX UNIVERSALE

UNIVERSAL R/L 120 CABINET